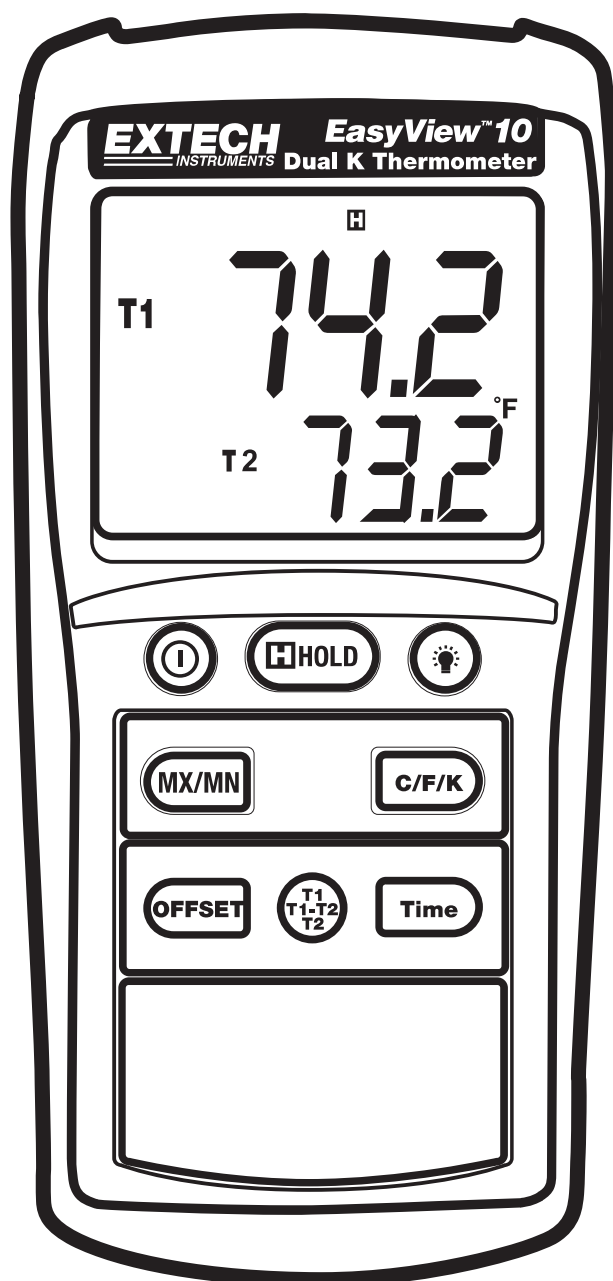


EasyView Dual K Thermometer

Model EA10

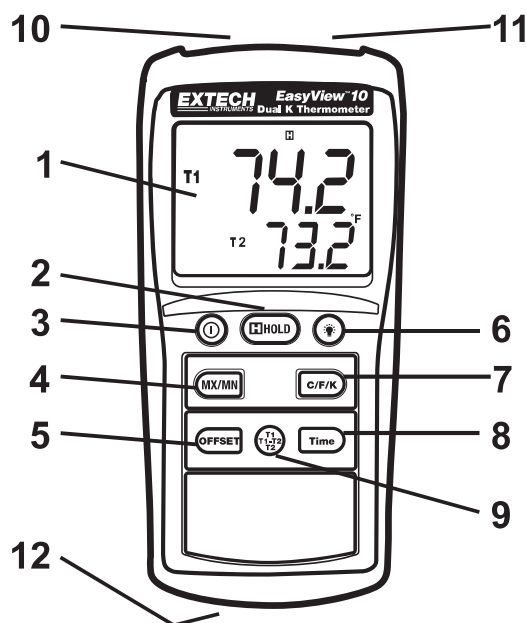


Introduction

Congratulations on your purchase of the Extech EasyView Dual K Thermometer. This device offers dual thermocouple inputs with multifunction LCD display. This meter is shipped fully tested and calibrated and, with proper use, will provide years of reliable service.

Meter Description

1. LCD display
2. Data HOLD button
3. Power button
4. Max/Min button
5. OFFSET button
6. Backlite button
7. C/F/K units select button
8. Elapsed TIME button
9. T1 or T1-T2 or T2 display select button
10. T1 Thermocouple input socket
11. T2 Thermocouple input socket
12. Battery compartment (rear)



Operation

Connecting thermocouples

1. This meter accepts two type K thermocouples with spade plugs (sub-miniature type with one spade wider than the other).
2. Plug the thermocouple(s) into the meter's T1 and/or T2 thermocouple input jack(s).

Turn Power ON

1. Press the **Ⓢ** button to turn power on. The meter will perform a short self-test.
2. If a probe is not inserted to the meter, an "OL" indication will appear on the display.

Selecting °C, °F or °K units of measure

Press the **C/F/K** button to select the desired temperature unit of measure.

Selecting T1, T2, and T1-T2 Displays

Press the **T1 T2 T1-T2** button to step through and select a display of:

- a. T1 (thermocouple 1) displays in the upper large display and T2 (thermocouple 2) temp. displays in the lower small display.
- b. T1 plus T2
- c. T1-T2 plus T1
- d. T1-T2 plus T2

MIN, MAX, AVG Recording Function with Timer

Press the **MX/MN** button to begin capturing the Minimum (MN), Maximum (MX), and Average (AVG) temperature values. The Elapsed Time clock will appear on the lower left of the display and the lower display will indicate the MAXIMUM (MX) value captured since the MX/MN button was pressed.

Press the **MX/MN** button to change the lower display to reflect the stored MX to MN and then AVG value of the input selected in the upper display (T1, T2 or T1-T2). Each reading will be accompanied by a Timer value indicating the time when each reading was recorded.

Press the **Time** button to change the elapsed time format from min:sec to hour:min.

Press and Hold the MX/MN button until the display returns to standard operation to exit the MX/MN function.

Data Hold

Press the **HOLD** button to freeze the reading in the display. The 'H' hold icon will appear on the upper left-hand side of the display. Press the HOLD button again to return to normal operation (the 'H' hold icon will disappear).


Offset

The Offset Mode permits the user to store the temperature reading as a reference value and compare this reference value to subsequent temperature readings. In Offset mode, the meter displays the actual measured temperature minus the stored reference value.

Press the **OFFSET** button to store the currently displayed temperature readings and enter the Offset mode. "OFFSET" will appear in the display.

Press the OFFSET button to exit the mode.

Backlight

Press the  backlight button to turn on the LCD display backlight. The backlight will automatically turn off after one minute or press the button again to turn the light off.

Auto Power OFF

The meter will automatically turn off after 30 minutes if no keys are pressed during this period. Auto power off is disabled in the max/min recording mode.

Turning Power OFF

Press the  button to turn power off.

Specifications

Measurement Range	-200 to 1999°F (-200 to 1360°C)
Resolution	0.1°C/°F <200°, 1°C/°F ≥200°
Accuracy (@23 ± 5°C)	±(0.3% reading + 2°F) @ -200°F to 1831.9°F
	±(0.5% reading + 2°F) @ 1832°F to 1999°F
	±(0.3% reading + 5°C) @ -200°C to -93.1°C
	±(0.3% reading + 1°C) @ -93°C to 999.9°C
	±(0.5% reading + 1°C) @ 1000°C to 1360°C
Temperature Coefficient	0.1 times the applicable accuracy specifications per °C from 0°C to 18°C and 28°C to 50°C (32°F to 64°F and 82°F to 122°F)
Note: Temperature accuracy does not include the accuracy of the type K probe.	
Note: The temperature scale is based on the international temperature scale of 1990 (ITS90).	

General Specifications

Display	Dual Display Multi-function LCD with Backlight
Input Protection	60VDC; 24VAC rms
Display Update Rate	1 per second
Over range indication	"OL" appears on the LCD
Open input indication	"OL" appears on the LCD
Low battery indication	"BT" appears on the LCD
Power supply	6 AAA Batteries
Battery life	Approximately 200 hours with carbon zinc batteries
Operating Temperature	32 to 122°F (0 to 50°C)
Operating Humidity	< 80% RH
Storage Temperature	14 to 140°F (-10 to 60°C)
Storage Humidity	10 to 80% RH
Dimensions	5.91x2.8x1.4" (150x72x35mm)
Weight	Approx. 8.29 oz. (235g) with battery

Warranty

FLIR Systems, Inc. warrants this Extech Instruments brand device to be free of defects in parts and workmanship for three years from date of shipment (a six month limited warranty applies to sensors and cables). If it should become necessary to return the instrument for service during or beyond the warranty period, contact the Customer Service Department for authorization. Visit the website www.extech.com for contact information. A Return Authorization (RA) number must be issued before any product is returned. The sender is responsible for shipping charges, freight, insurance and proper packaging to prevent damage in transit. This warranty does not apply to defects resulting from action of the user such as misuse, improper wiring, operation outside of specification, improper maintenance or repair, or unauthorized modification. FLIR Systems, Inc. specifically disclaims any implied warranties or merchantability or fitness for a specific purpose and will not be liable for any direct, indirect, incidental or consequential damages. FLIR's total liability is limited to repair or replacement of the product. The warranty set forth above is inclusive and no other warranty, whether written or oral, is expressed or implied.

Calibration, Repair, and Customer Care Services

FLIR Systems, Inc. offers repair and calibration services for the Extech Instruments products we sell. We offer NIST traceable calibration for most of our products. Contact our Customer Service Department for information on calibration service availability. Annual calibrations should be performed to verify meter performance and accuracy. Technical support and general customer service is also provided, refer to the contact information provided below.

Support Lines: U.S. (877) 439-8324; International: +1 (603) 324-7800

Technical Support: Option 3; E-mail: support@extech.com

Repair & Returns: Option 4; E-mail: repair@extech.com

Product specifications are subject to change without notice

Please visit our website for the most up-to-date information

www.extech.com

FLIR Commercial Systems, Inc., 9 Townsend West, Nashua, NH 03063 USA

ISO 9001 Certified

Copyright © 2014-2016 FLIR Systems, Inc.

All rights reserved including the right of reproduction in whole or in part in any form

www.extech.com

Garantie

FLIR Systems, Inc. garantit que cet appareil Extech Instruments est exempt de défauts matériaux et de fabrication pendant trois années à partir de la date d'envoi (une garantie limitée de six mois s'applique aux capteurs et aux câbles). Si le renvoi de l'appareil pour réparation devient nécessaire durant ou après la période de garantie, contactez le service client pour autorisation. Pour obtenir les coordonnées, visitez le site Web suivant : www.extech.com. Un numéro d'autorisation de retour (AR) doit être délivré avant tout retour de produit. L'expéditeur prend à sa charge les frais d'expédition, le fret, l'assurance et l'emballage correct de l'appareil afin de prévenir toute détérioration durant le transport. Cette garantie ne s'applique pas aux dommages imputables à l'utilisateur, tels que l'usage impropre ou abusif, un mauvais câblage, une utilisation non conforme aux spécifications, un entretien ou une réparation incorrecte, ou toute modification non autorisée. FLIR Systems, Inc. déclinera spécifiquement toute garantie ou qualité marchande ou aptitude à l'emploi prévu, et ne sera en aucun cas tenu responsable pour tout dommage conséquent, direct, indirect ou accidentel. La responsabilité totale de FLIR est limitée à la réparation ou au remplacement du produit. La garantie définie ci-dessus est inclusive et aucune autre garantie, écrite ou orale, n'est exprimée ou implicite.

Calibrage, réparation et services après-vente

FLIR Systems, Inc. offre des services de calibrage et de réparation pour les produits Extech Instruments que nous commercialisons. Nous offrons l'étalonnage traçable NIST pour la plupart de nos produits. Contactez notre service clientèle pour obtenir des informations sur la disponibilité des services d'étalonnage. Un calibrage doit être effectué chaque année pour vérifier les performances et la précision du mètre. Nous offrons également une assistance technique et un service à la clientèle. Veuillez vous reporter aux coordonnées fournies ci-dessous.

Lignes d'assistance: États-Unis (877) 439-8324; international: +1 (603) 324-7800

Service d'assistance technique : Option 3 ; E-mail : support@extech.com

Réparations et retours : Option 4 ; E-mail : repair@extech.com

Les spécifications produit sont sujettes à modifications sans préavis.

Pour les toutes dernières informations, veuillez visiter notre site Web.

www.extech.com

FLIR Commercial Systems, Inc., 9 Townsend West, Nashua, NH 03063 USA

Certifié ISO 9001

Copyright © 2014-2016 FLIR Systems, Inc.

Tous droits réservés, y compris la reproduction partielle ou totale sous quelque forme que ce soit.

www.extech.com

Garantía

FLIR Systems, Inc., garantiza este dispositivo marca Extech Instruments para estar libre de defectos en partes o mano de obra durante tres años a partir de la fecha de embarque (se aplica una garantía limitada de seis meses para cables y sensores). Si fuera necesario regresar el instrumento para servicio durante o después del periodo de garantía, llame al Departamento de Servicio a Clientes para obtener autorización. Visite www.extech.com para Información de contacto. Se debe expedir un número de Autorización de Devolución (AD) antes de regresar cualquier producto. El remitente es responsable de los gastos de embarque, flete, seguro y empaque apropiado para prevenir daños en tránsito. Esta garantía no se aplica a defectos resultantes de las acciones del usuario como el mal uso, alambrado equivocado, operación fuera de las especificaciones, mantenimiento o reparación inadecuada o modificación no autorizada. FLIR Systems, Inc., rechaza específicamente cualesquier garantías implícitas o factibilidad de comercialización o idoneidad para cualquier propósito determinado y no será responsable por cualesquier daños directos, indirectos, incidentales o consecuentes. La responsabilidad total de FLIR está limitada a la reparación o reemplazo del producto. La garantía precedente es inclusiva y no hay otra garantía ya sea escrita u oral, expresa o implícita.

Servicios de calibración, reparación y atención a clientes

FLIR Systems, Inc., ofrece servicios de reparación y calibración para los productos que vendemos de Extech Instruments. Ofrecemos calibración rastreable a NIST para la mayoría de nuestros productos, para información sobre la disponibilidad del servicio de calibración por favor llame a nuestro Departamento de Servicio al Cliente. Para verificar el funcionamiento y precisión se debe realizar la calibración anual. Además se provee Soporte Técnico y servicios generales al cliente, consulte la información de contacto en seguida.

Líneas de soporte: EE.UU. (877) 439-8324; Internacional: +1 (603) 324-7800

Soporte Técnico Opción 3; correo electrónico: support@extech.com

Reparación / Devoluciones: Opción 4; correo electrónico: repair@extech.com

Las especificaciones del producto están sujetas a cambios sin aviso

Por favor visite nuestra página en Internet para la información más actualizada

www.extech.com

FLIR Commercial Systems, Inc., 9 Townsend West, Nashua, NH 03063 USA

Certificado ISO 9001

Copyright © 2014-2016 FLIR Systems, Inc.

Reservados todos los derechos, incluyendo el derecho de reproducción total o parcial en cualquier medio

www.extech.com